

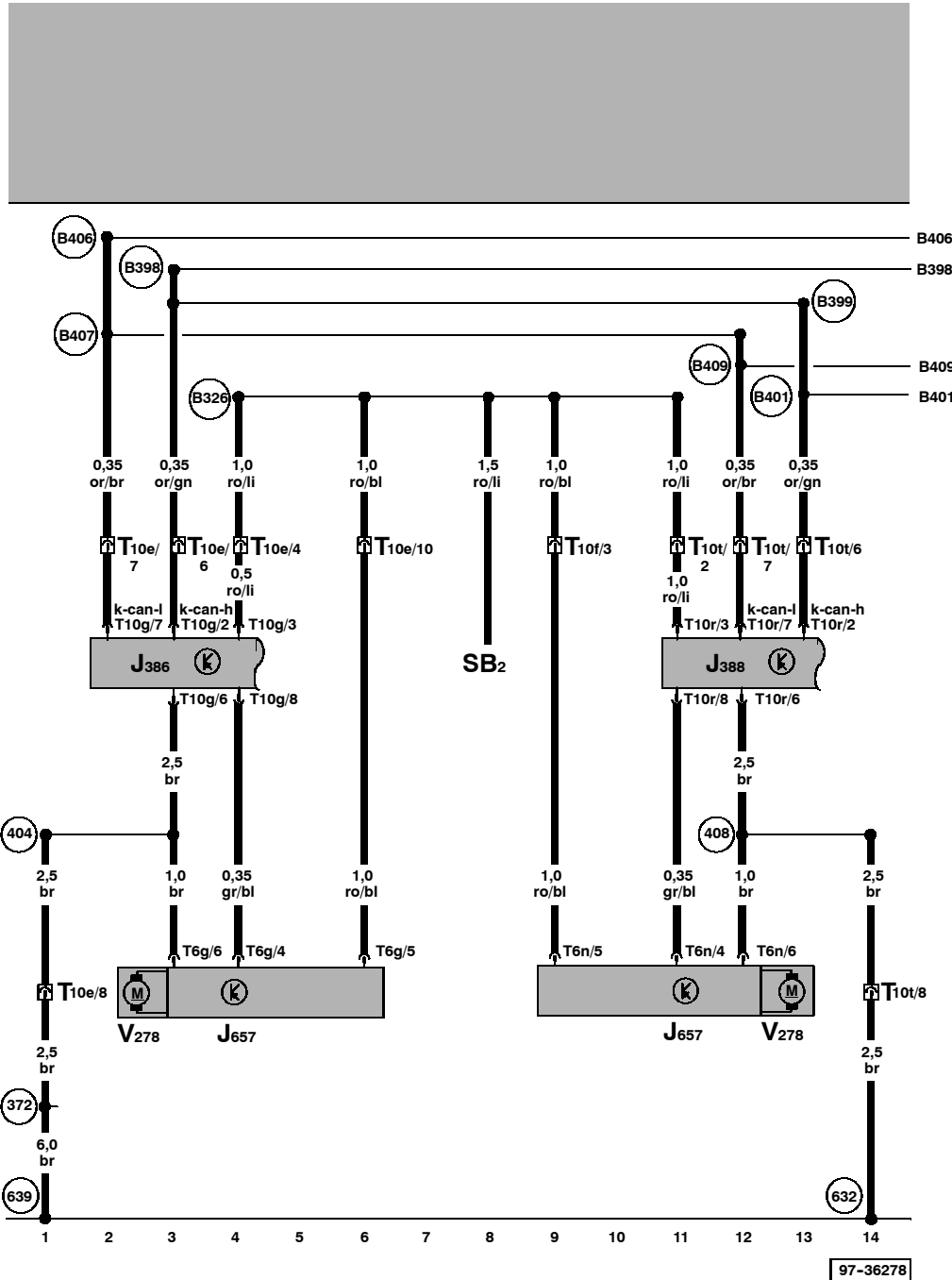
Power closing assist,

from June 2003

Note:

Information for

- ◆ *Relay and fuse arrangements*
 - ◆ *Connector arrangements*
 - ◆ *Control Modules and Relays*
 - ◆ *Ground connections*
- ⇒ *Component Locations!*



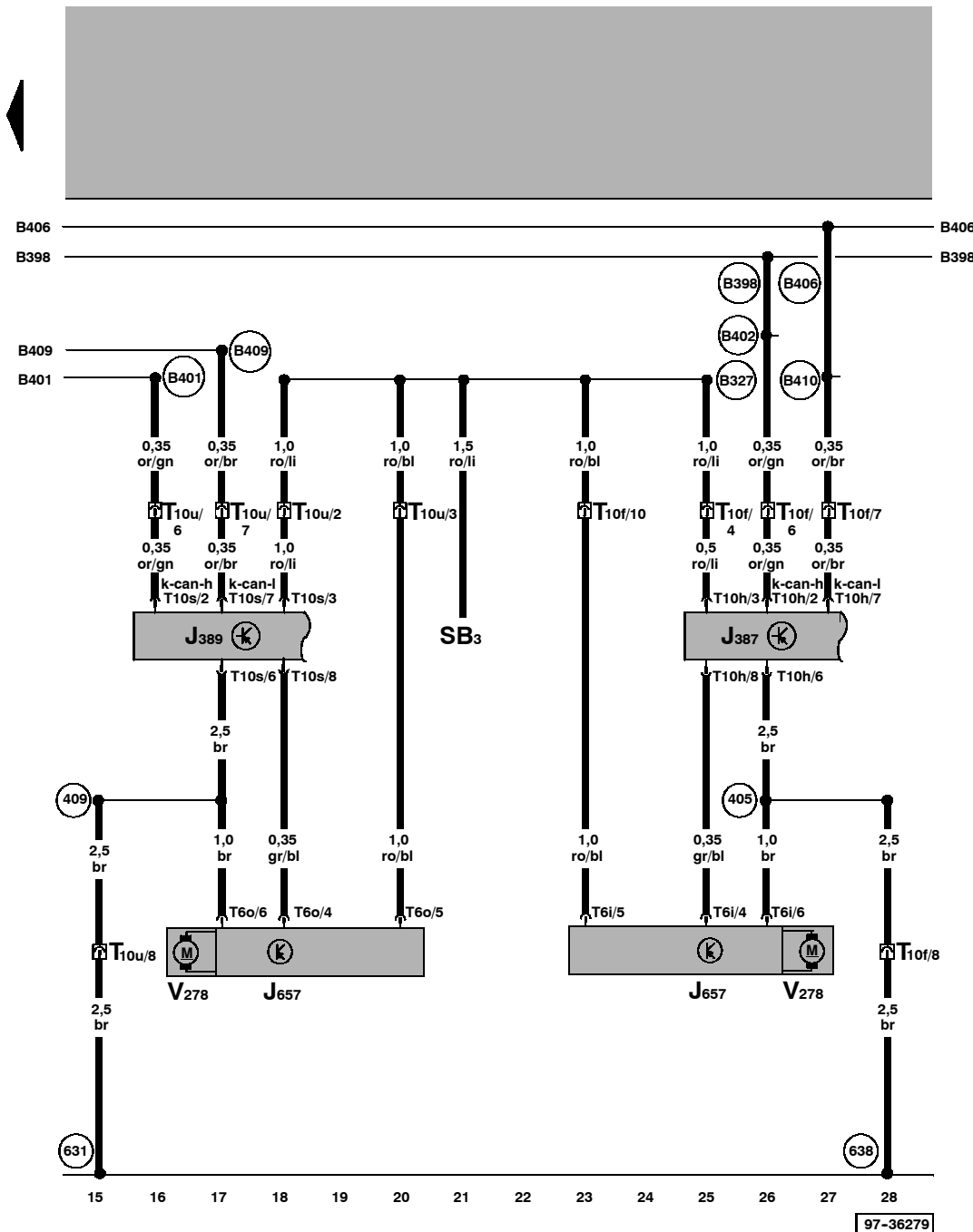
Door control module, driver side and rear, left, Door Closing Control Module, Door Closing Assist Motor

- J386 - Door control module, driver side
- J388 - Door control module, rear, left
- J657 - Door Closing Control Module
- SB2 - Fuse 2 (in fuse holder)
- T6g - 6-Pin Connector
- T6n - 6-Pin Connector
- T10e - 10-Pin connector, black, connector station A-pillar, left
- T10f - 10-Pin connector, connector station A-pillar, right
- T10g - 10-Pin connector
- T10r - 10-Pin connector
- T10t - 10-Pin connector, connector station B-pillar, left
- V278 - Door Closing Assist Motor

- (372) - Ground Connection 7 (in main wiring harness)
- (404) - Ground Connection 4 (in driver's door wiring harness)
- (408) - Ground Connection 3 (in left rear door wiring harness)
- (632) - Ground Connection (left rear door)
- (639) - Ground Connection (on left A-pillar)
- (B326) - Plus Connection 12 (30a) (in main wiring harness)
- (B398) - Comfort System CAN-Bus High Connection 2 (in main wiring harness)
- (B399) - Comfort System CAN-Bus High Connection 3 (in main wiring harness)
- (B401) - Comfort System CAN-Bus High Connection 5 (in main wiring harness)
- (B406) - Comfort System CAN-Bus Low Connection 1 (in main wiring harness)
- (B407) - Comfort System CAN-Bus Low Connection 2 (in main wiring harness)
- (B409) - Comfort System CAN-Bus Low Connection 4 (in main wiring harness)

ws = white
 sw = black
 ro = red
 br = brown
 gn = green
 bl = blue
 gr = grey
 li = lilac
 ge = yellow
 or = orange

Door control module, passenger side and rear, right, Door Closing Control Module, Door Closing Assist Motor



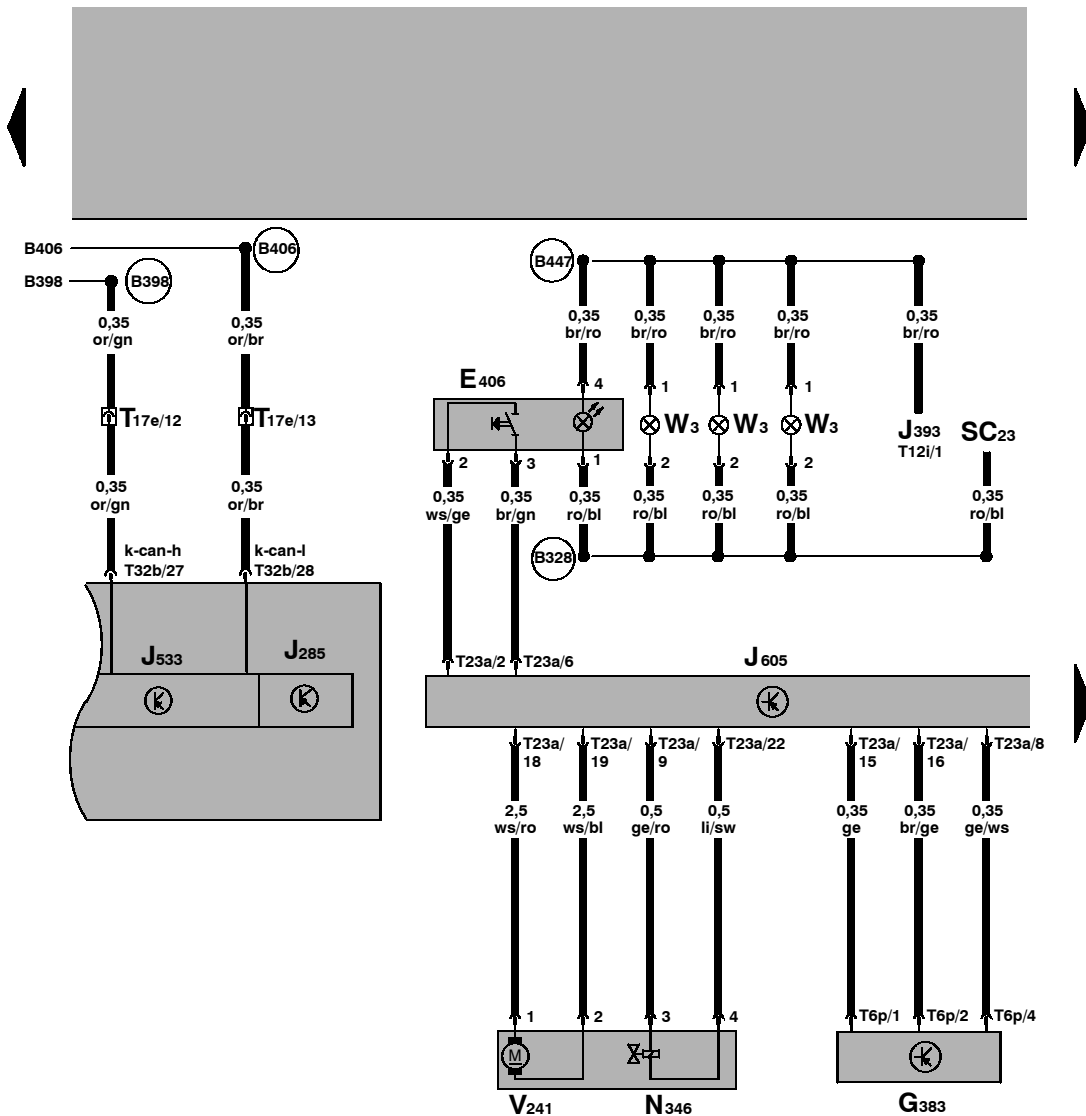
- J387 - Door control module, passenger side
- J389 - Door control module, rear, right
- J657 - Door Closing Control Module
- SB3 - Fuse 3 (in fuse holder)
- T6i - 6-Pin Connector
- T6o - 6-Pin Connector
- T10f - 10-Pin connector, connector station A-pillar, right
- T10h - 10-Pin connector
- T10s - 10-Pin connector
- T10u - 10-Pin connector, connector station B-pillar, right
- V278 - Door Closing Assist Motor

- (405) - Ground Connection 4 (in passenger's door wiring harness)
- (409) - Ground Connection 3 (in right rear door wiring harness)
- (631) - Ground Connection (right rear door)
- (638) - Ground Connection (on right A-pillar)
- (B327) - Plus Connection 13 (30a) (in main wiring harness)
- (B398) - Comfort System CAN-Bus High Connection 2 (in main wiring harness)
- (B401) - Comfort System CAN-Bus High Connection 5 (in main wiring harness)
- (B402) - Comfort System CAN-Bus High Connection 6 (in main wiring harness)
- (B406) - Comfort System CAN-Bus Low Connection 1 (in main wiring harness)
- (B409) - Comfort System CAN-Bus Low Connection 4 (in main wiring harness)
- (B410) - Comfort System CAN-Bus Low Connection 5 (in main wiring harness)

ws = white
 sw = black
 ro = red
 br = brown
 gn = green
 bl = blue
 gr = grey
 li = lilac
 ge = yellow
 or = orange

97-36279

Rear Lid Control Module, Rear Lid Hydraulic Sensor, Control module with indicator unit in instrument panel insert, Luggage compartment Light



- E406 - Rear Lid Lock Button (in luggage compartment)
- G383- Rear Lid Hydraulic Sensor
- J285 - Control module with indicator unit in instrument panel insert
- J393 - Central control module for comfort system
- J533 - Data Bus On Board Diagnostic Interface
- J605 - Rear Lid Control Module
- N346- Rear Lid Hydraulic Valve
- SC23- Fuse 23 (in fuse holder)
- T6p - 6-Pin Connector
- T12i - 12-Pin connector
- T17e - 17-Pin connector, blue, behind instrument panel, left
- T23a - 23-Pin connector
- T32b - 32-Pin connector, green, on instrument cluster
- V241 - Rear Lid Hydraulic Motor
- W3 - Luggage compartment Light

- (B328) - Plus Connection 14 (30a) (in main wiring harness)
- (B398) - Comfort System CAN-Bus High Connection 2 (in main wiring harness)
- (B406) - Comfort System CAN-Bus Low Connection 1 (in main wiring harness)
- (B447) - Luggage Compartment Light Connection (in main wiring harness)

ws = white
 sw = black
 ro = red
 br = brown
 gn = green
 bl = blue
 gr = grey
 li = lilac
 ge = yellow
 or = orange

29 30 31 32 33 34 35 36 37 38 39 40 41 42

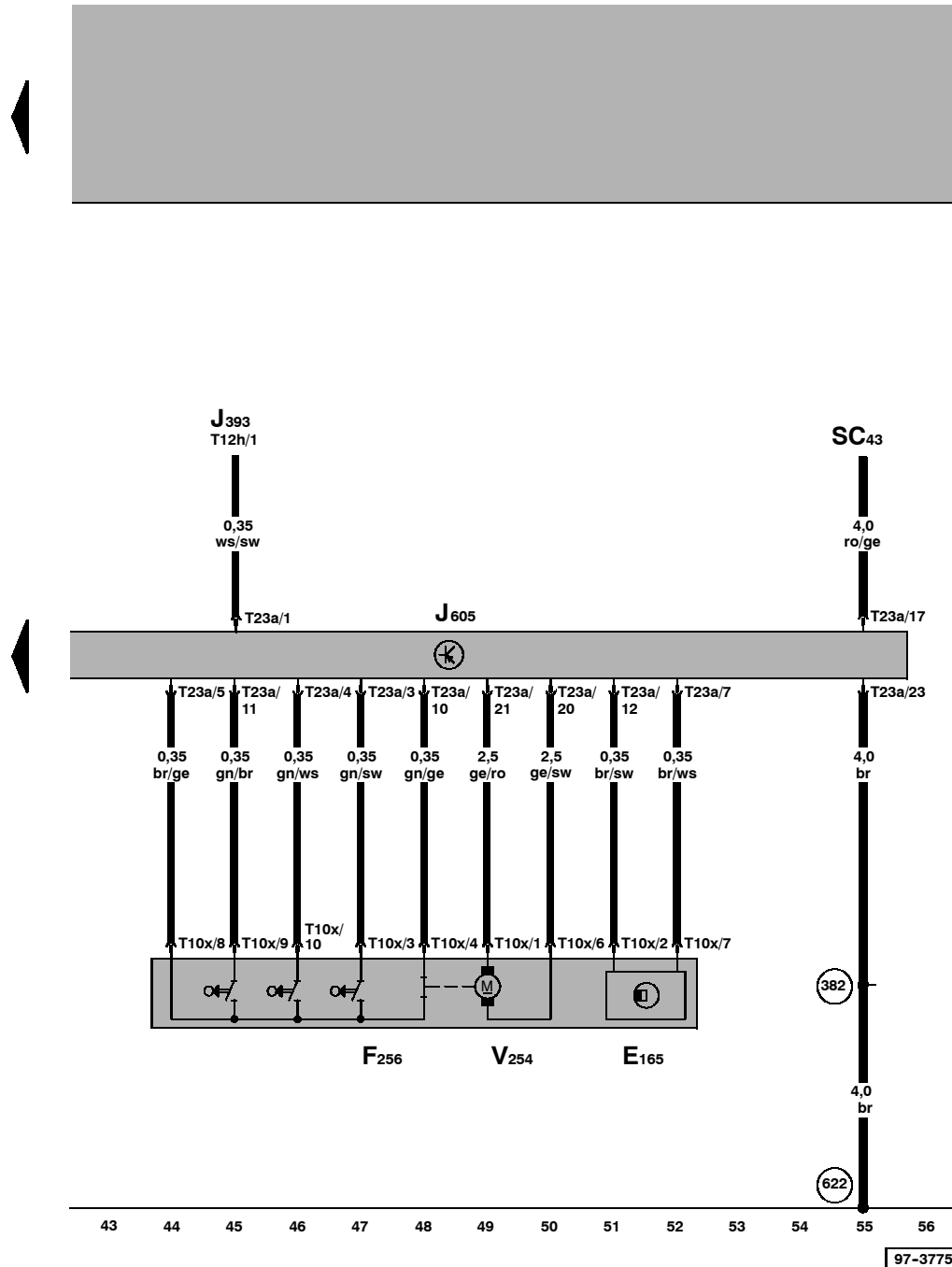
97-36280

Rear Lid Control Module, Rear Lid Lock Unit, Rear Lid Opening Motor

- E165 - Trunk Lid Release Switch
- F256 - Rear Lid Lock Unit
- J393 - Central control module for comfort system
- J605 - Rear Lid Control Module
- SC43 - Fuse 43 (in fuse holder)
- T10x - 10-Pin Connector
- T12h - 12-Pin Connector
- T23a - 23-Pin Connector
- V254 - Rear Lid Opening Motor

382 - Ground Connection 17 (in main wiring harness)

622 - Ground Connection 1 (ground plate)



- ws = white
- sw = black
- ro = red
- br = brown
- gn = green
- bl = blue
- gr = grey
- li = lilac
- ge = yellow
- or = orange